

4.2 地盤卓越振動数調査結果

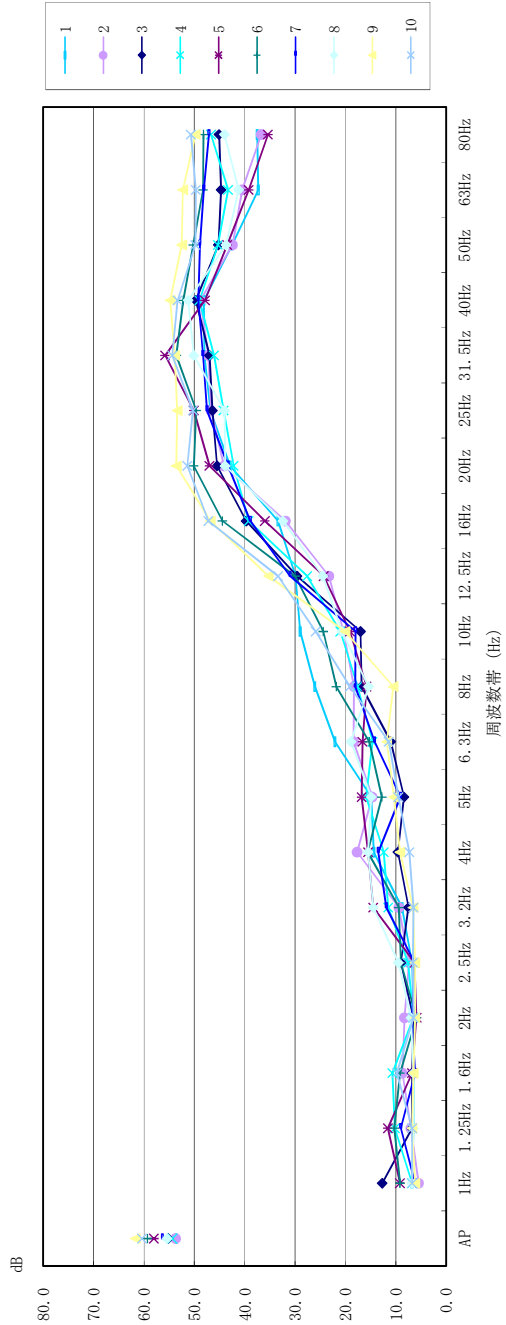
地盤卓越振動数測定結果

調査期間： 令和元年12月1日（日）
 調査地点： ③川越入間線

地盤卓越振動数 37.5 Hz

単位：dB

No.	AP	周波数帯 (Hz)																	
		1Hz	1.6Hz	2Hz	2.5Hz	3.2Hz	4Hz	5Hz	6.3Hz	8Hz	10Hz	16Hz	20Hz	25Hz	40Hz	50Hz	63Hz	80Hz	
1	53.6	6.8	6.5	6.5	6.8	8.8	8.8	14.4	14.9	22.1	26.1	29.9	33.4	42.9	46.8	48.0	48.1	42.5	37.3
2	53.7	5.5	7.0	8.7	8.3	7.4	9.4	17.7	14.7	18.4	18.3	20.4	23.3	31.9	44.1	46.7	47.2	42.4	40.5
3	55.2	12.7	6.8	6.8	6.5	9.0	7.5	9.6	8.4	11.0	16.8	17.0	29.6	39.7	45.5	46.4	47.0	49.7	45.2
4	54.4	6.8	10.2	10.7	6.5	7.6	11.5	12.4	15.9	14.6	17.6	21.0	27.6	39.2	42.2	44.2	46.1	49.0	45.3
5	58.0	9.2	11.6	6.8	5.9	6.3	14.5	15.5	16.8	16.6	15.8	19.1	24.3	36.0	47.0	50.1	55.8	47.9	39.2
6	59.3	9.2	10.3	9.2	5.9	9.0	9.4	15.6	12.8	15.3	21.8	24.4	30.0	44.4	50.1	49.6	53.6	52.2	35.4
7	56.3	6.2	9.0	6.2	6.8	6.3	11.9	13.5	9.1	14.2	18.1	18.0	31.0	43.3	47.5	48.3	49.2	48.9	48.1
8	55.4	6.8	6.5	6.5	7.0	9.5	14.5	15.5	14.9	18.9	15.4	20.7	24.5	32.4	43.9	44.0	50.1	51.2	44.0
9	61.7	6.2	6.8	6.5	6.2	6.2	6.6	9.2	10.4	11.8	10.5	20.1	35.3	46.8	53.6	53.4	53.9	52.5	49.8
10	60.4	6.8	6.8	9.8	6.5	6.6	6.5	7.3	9.5	11.4	19.1	25.9	33.4	47.2	51.4	50.3	54.4	49.8	50.7



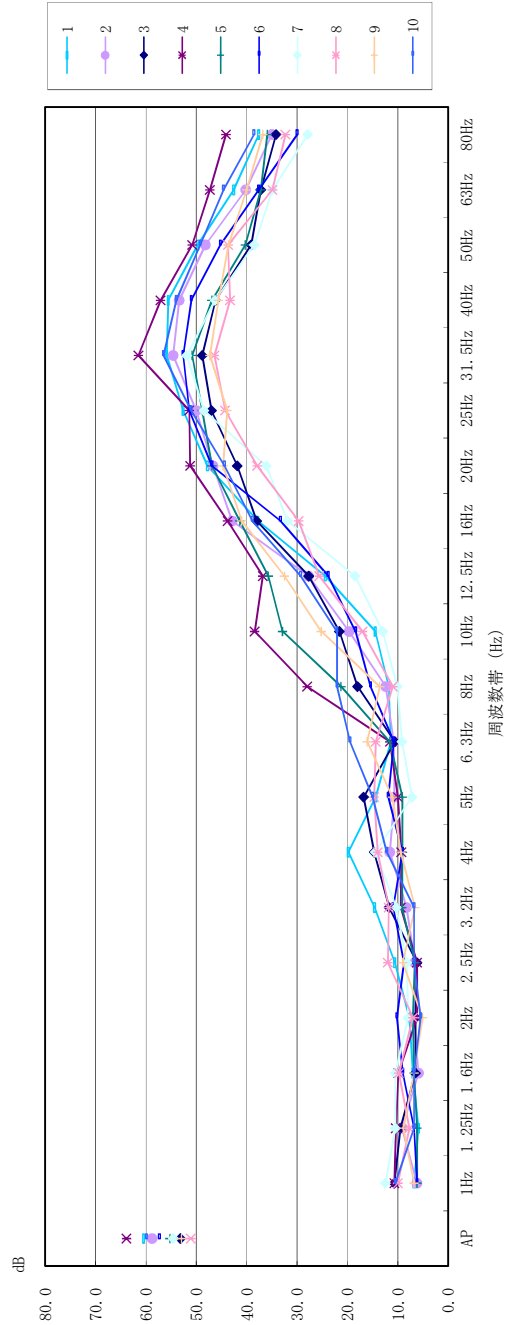
地盤卓越振動数測定結果

調査期間： 令和元年11月27日（水）
 調査地点： ④川越入間線

地盤卓越振動数 31.5 Hz

単位：dB

No.	AP	周波数帯 (Hz)																			
		1Hz	1.6Hz	2Hz	2.5Hz	3.2Hz	4Hz	5Hz	6.3Hz	8Hz	10Hz	16Hz	20Hz	25Hz	40Hz	50Hz	63Hz	80Hz			
1	60.5	6.8	5.9	7.0	7.7	10.6	14.6	19.8	14.4	11.4	11.8	24.4	37.8	47.8	52.6	55.9	55.6	49.7	42.6	37.6	
2	58.8	6.2	9.2	5.9	6.8	6.6	8.3	11.6	10.7	10.8	12.4	19.7	27.7	42.9	46.7	50.0	54.6	48.2	40.2	35.0	
3	53.1	10.7	9.5	6.5	6.2	11.7	14.7	16.8	10.6	18.0	21.6	27.7	38.0	41.9	47.0	48.8	46.2	39.1	37.2	34.2	
4	63.9	10.7	10.4	9.9	6.2	6.2	9.4	9.3	10.0	11.6	28.0	36.8	43.8	51.2	51.4	61.5	57.1	50.8	47.3	44.1	
5	55.2	6.2	6.2	6.8	7.0	6.6	9.2	9.1	9.1	11.6	21.3	32.9	35.7	41.4	46.9	48.8	46.9	40.3	37.2	35.9	
6	57.3	6.2	6.8	9.0	10.2	8.8	10.9	9.1	11.9	10.8	15.4	18.4	23.8	33.3	46.9	51.4	52.6	51.0	45.2	37.6	30.0
7	54.5	12.5	10.5	8.0	8.2	10.3	14.5	7.2	9.2	10.1	13.0	18.5	31.9	36.1	48.5	51.9	46.3	38.5	34.9	27.9	
8	51.1	10.0	7.7	9.8	7.0	12.0	11.8	14.0	14.7	14.4	17.0	25.6	29.7	37.9	44.3	46.4	43.3	43.7	34.9	32.3	
9	52.9	6.8	8.9	6.8	5.1	9.0	6.6	9.4	11.1	16.1	13.6	25.2	32.5	41.0	44.7	43.9	47.3	45.6	40.0	36.8	
10	59.9	10.5	6.8	6.8	5.5	6.8	6.8	12.2	15.0	22.1	22.1	29.3	38.9	44.4	51.0	56.5	54.0	49.2	44.6	38.6	



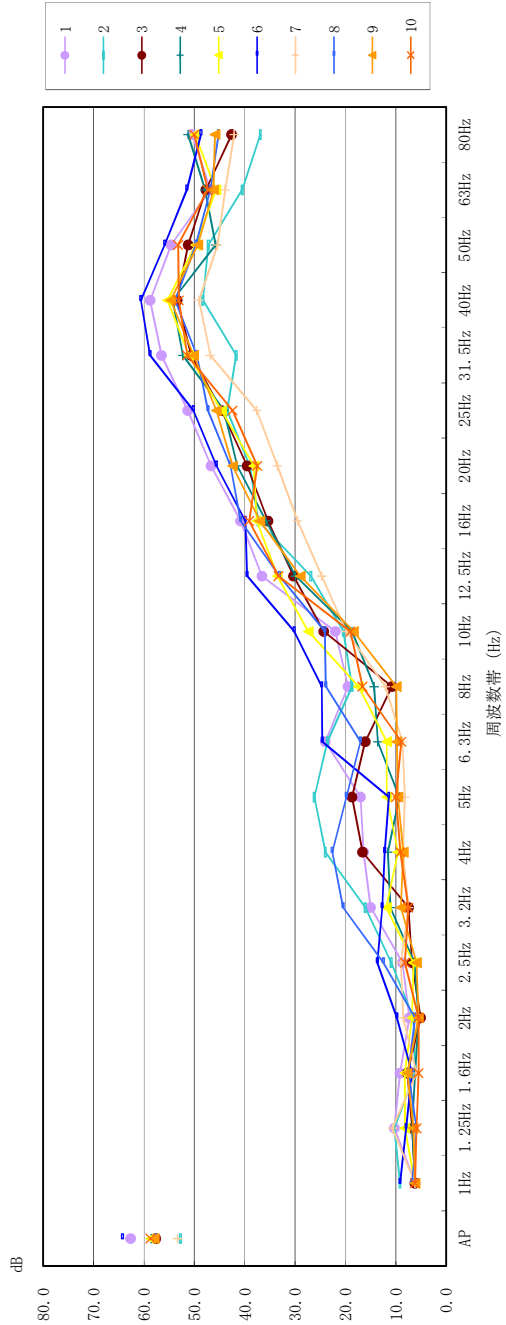
地盤卓越振動数測定結果

調査期間： 令和元年12月1日（日）
 調査地点： ⑤市道

地盤卓越振動数 41.0 Hz

単位：dB

No.	周波数帯 (Hz)																			
	AP	1Hz	1.6Hz	2Hz	2.5Hz	3.2Hz	4Hz	5Hz	6.3Hz	8Hz	10Hz	16Hz	20Hz	25Hz	40Hz	50Hz	63Hz	80Hz		
1	62.7	6.2	10.3	9.2	7.3	8.7	15.0	16.4	17.0	24.0	19.5	36.6	40.8	46.7	51.3	56.5	58.8	54.6	50.4	
2	52.7	9.2	10.3	6.2	6.5	10.9	16.1	24.0	26.2	23.6	18.7	20.4	26.9	37.3	39.0	43.5	41.7	47.2	40.5	36.9
3	57.7	6.2	6.8	7.7	5.1	6.8	7.5	16.6	18.7	16.1	10.8	24.3	30.3	35.4	39.5	44.6	50.6	53.4	51.2	42.6
4	58.5	6.2	6.8	6.2	5.5	6.3	11.1	11.6	9.3	13.6	14.3	18.7	29.9	35.8	41.5	44.1	52.3	54.3	45.8	47.9
5	58.7	6.2	8.2	8.2	6.8	6.5	11.9	9.6	11.8	11.8	17.4	27.4	33.5	37.6	38.2	44.6	51.1	55.3	49.7	49.9
6	64.3	9.2	8.0	6.8	9.8	13.7	12.7	12.2	11.4	24.6	24.7	30.2	39.5	45.6	50.2	58.8	60.6	55.9	51.5	48.7
7	53.3	6.2	10.7	5.9	8.5	9.0	7.5	8.6	8.2	8.7	12.1	19.8	24.7	29.5	33.5	37.6	46.8	49.1	45.4	43.9
8	57.7	6.8	5.9	7.5	6.2	12.5	20.5	22.6	19.8	17.0	23.9	33.1	40.8	42.8	47.3	49.5	53.8	49.7	46.8	45.2
9	57.9	6.2	6.5	7.7	5.5	5.9	9.0	8.5	9.6	9.8	9.9	18.4	29.0	37.0	42.4	45.6	50.1	54.7	49.3	45.9
10	58.7	6.2	5.9	5.5	8.2	7.5	9.1	10.0	8.9	16.6	19.0	33.3	39.1	37.5	42.4	51.4	53.1	47.3	50.0	



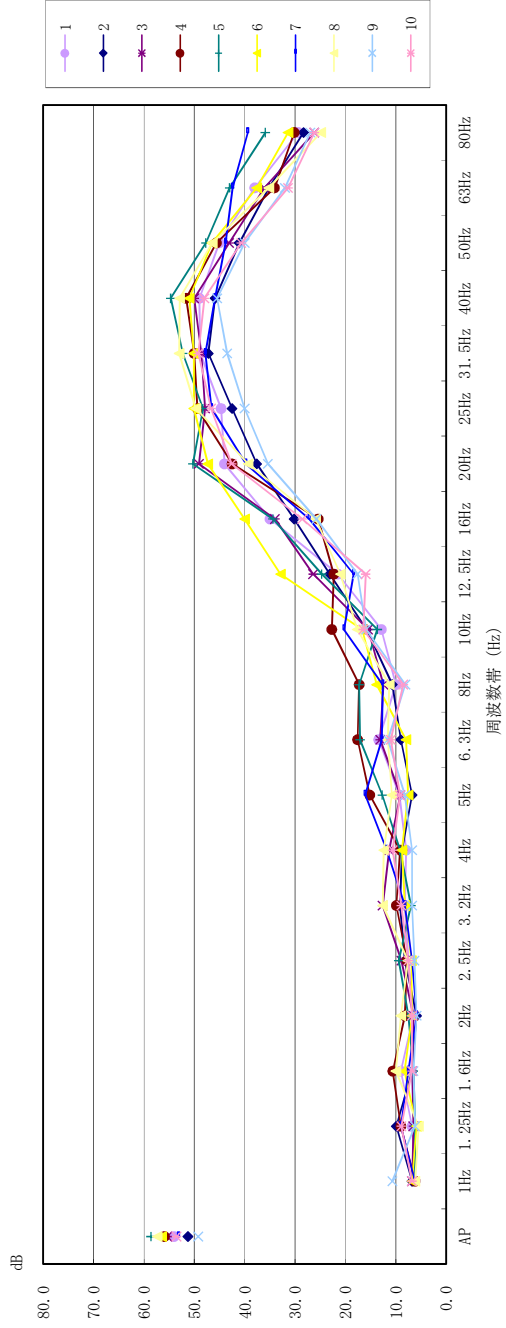
地盤卓越振動数測定結果

調査期間： 令和元年12月1日（日）
 調査地点： ㊸新設道路

地盤卓越振動数 36.6 Hz

単位：dB

No.	AP	周波数帯 (Hz)																			
		1Hz	1.6Hz	2Hz	2.5Hz	3.2Hz	4Hz	5Hz	6.3Hz	8Hz	10Hz	16Hz	20Hz	25Hz	40Hz	50Hz	63Hz	80Hz			
1	54.0	6.2	6.8	9.0	6.5	7.5	8.2	8.0	9.3	13.4	10.0	12.9	21.5	35.0	44.0	44.7	48.8	45.1	38.0	29.4	
2	51.2	6.8	9.9	6.8	5.9	8.2	9.2	8.8	6.8	9.0	10.7	15.8	23.1	30.2	37.6	42.5	47.2	45.9	41.1	35.2	28.3
3	55.4	6.8	6.5	6.8	6.5	8.9	12.6	11.3	9.1	13.1	12.5	15.5	26.4	34.0	49.1	47.9	48.6	50.0	43.1	36.1	26.2
4	55.9	6.2	9.0	10.6	8.2	7.8	9.9	9.2	15.2	17.6	17.3	22.7	22.3	25.4	42.5	49.4	50.0	51.6	45.6	34.1	30.2
5	58.6	6.2	6.2	6.5	7.5	9.4	7.0	9.2	12.7	17.1	17.3	13.7	24.7	34.4	50.3	48.3	52.3	54.7	47.7	43.0	35.9
6	56.5	6.8	5.9	8.3	6.8	6.9	8.2	8.8	7.6	8.0	13.8	16.7	32.9	40.0	47.3	50.1	50.1	51.0	46.5	37.6	31.4
7	53.1	6.2	9.0	7.5	5.9	6.8	8.2	11.8	16.1	12.8	12.6	20.3	18.4	27.2	39.8	46.6	47.8	45.9	43.8	42.4	39.4
8	57.4	6.2	5.5	10.0	9.0	7.6	12.6	12.4	10.8	11.6	11.3	17.7	21.0	25.9	39.3	49.7	53.0	52.9	46.4	35.2	24.9
9	49.2	10.7	6.2	6.5	5.9	6.3	6.8	6.8	8.2	11.6	8.1	15.9	17.6	25.8	35.4	40.0	43.5	45.5	40.0	32.0	27.0
10	53.5	6.8	8.9	6.8	6.8	7.5	8.9	10.6	9.2	11.0	8.5	16.5	16.0	28.6	42.6	46.7	49.2	48.0	40.7	31.4	26.2



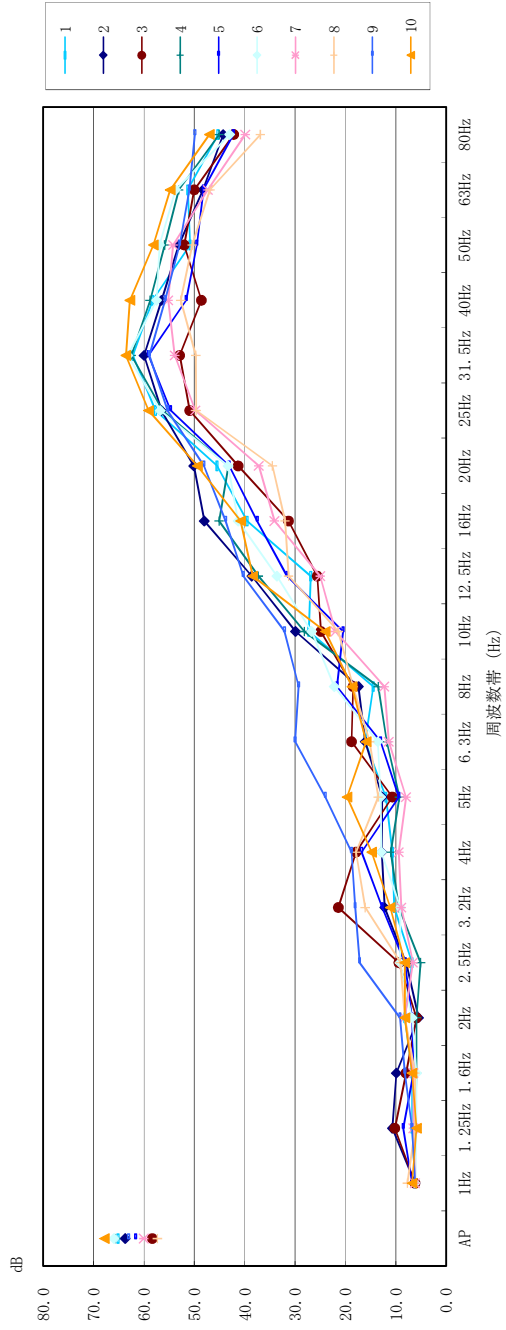
地盤卓越振動数測定結果

調査期間： 令和元年11月27日（水）
 調査地点： ⑦市道

地盤卓越振動数 33.2 Hz

単位：dB

No.	AP	周波数帯 (Hz)																			
		1Hz	1.6Hz	2Hz	2.5Hz	3.2Hz	4Hz	5Hz	6.3Hz	8Hz	10Hz	16Hz	20Hz	25Hz	40Hz	50Hz	63Hz	80Hz			
1	65.1	6.2	6.8	8.2	6.8	10.3	10.7	12.0	16.1	14.5	27.3	26.9	39.5	45.5	57.7	62.2	58.3	50.8	51.3	45.3	
2	63.7	6.2	10.7	9.9	5.5	8.0	12.2	12.8	12.7	16.1	17.4	29.9	38.6	48.0	50.1	56.5	60.0	56.5	53.1	48.3	44.3
3	58.3	6.2	10.2	8.0	5.9	9.4	21.4	17.9	10.7	18.8	18.5	24.9	25.6	31.3	41.3	50.9	52.9	48.6	52.0	50.0	42.2
4	65.6	6.2	6.2	5.9	5.1	9.4	11.0	9.3	11.8	13.5	28.2	37.3	45.1	43.2	56.3	62.5	58.8	55.9	53.1	45.1	45.1
5	61.6	6.8	8.5	6.5	6.8	8.2	12.7	16.8	9.4	13.0	21.7	20.5	31.6	37.5	43.1	54.7	59.1	51.6	49.5	48.2	42.3
6	65.9	6.2	5.9	5.9	6.8	9.2	9.1	12.9	13.0	13.6	22.2	26.7	33.6	41.3	43.3	56.8	63.2	57.5	56.9	53.7	43.0
7	60.0	6.2	6.5	6.5	8.2	6.6	8.9	9.4	8.0	11.4	12.3	22.0	34.1	37.2	49.8	53.9	55.2	54.2	47.3	39.9	39.9
8	57.3	7.7	6.2	6.2	8.2	9.1	16.1	17.9	13.5	15.2	18.5	21.4	31.3	32.0	34.5	49.6	49.7	52.7	50.4	46.9	36.9
9	63.0	6.2	6.8	8.2	9.2	17.2	18.1	18.8	24.0	30.0	29.3	32.1	40.3	43.8	48.1	55.3	58.9	55.8	52.9	51.0	49.9
10	67.9	6.8	5.9	6.8	8.2	11.1	14.8	19.7	15.9	18.7	24.0	38.4	40.8	49.4	59.1	63.6	62.8	58.1	54.8	47.0	47.0



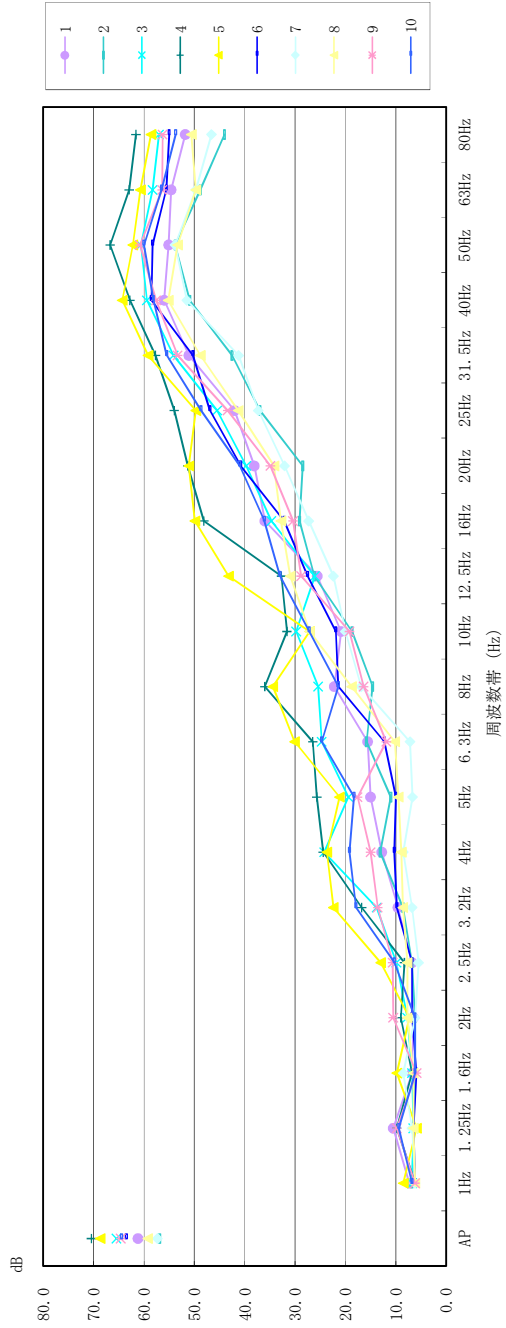
地盤卓越振動数測定結果

調査期間： 令和元年11月27日（水）
 調査地点： ⑧市道

地盤卓越振動数 46.0 Hz

単位：dB

No.	AP	周波数帯 (Hz)																						
		1Hz	1.6Hz	2Hz	2.5Hz	3.2Hz	4Hz	5Hz	6.3Hz	8Hz	10Hz	16Hz	20Hz	25Hz	40Hz	50Hz	63Hz	80Hz						
1	61.2	7.3	10.5	6.8	6.5	6.8	6.5	6.2	6.8	9.6	12.8	15.0	15.6	22.2	20.9	25.6	36.0	38.1	42.0	51.1	56.0	55.1	54.6	51.8
2	56.9	6.8	6.5	6.2	6.2	6.8	8.6	13.1	11.0	15.8	14.6	18.7	26.2	29.1	28.5	37.0	42.5	50.9	53.8	48.8	44.0	53.8	48.8	44.0
3	65.4	6.8	6.5	6.8	7.7	9.9	13.8	24.2	19.4	24.7	25.4	29.8	26.1	34.7	39.7	45.5	54.1	59.4	60.6	58.3	57.0	62.9	62.9	61.6
4	70.4	6.2	9.8	6.8	9.0	8.3	16.8	24.4	25.7	26.5	36.0	31.6	32.7	48.1	51.3	54.0	57.7	62.8	66.7	62.9	62.9	62.9	62.9	61.6
5	68.7	8.5	5.9	9.8	7.3	13.0	22.4	23.7	21.2	30.1	34.4	27.1	43.2	49.9	51.1	49.7	59.2	64.3	62.2	60.7	58.6	62.2	60.7	58.6
6	63.5	6.2	6.5	5.9	6.8	6.8	10.3	10.0	12.3	21.4	21.9	27.5	32.2	40.8	46.9	50.3	58.5	58.3	55.6	55.0	58.3	55.6	55.0	55.0
7	57.3	6.2	6.8	8.5	6.2	5.5	6.8	8.5	6.7	7.2	16.9	20.0	22.4	27.3	32.1	37.3	41.2	51.5	53.8	49.7	46.6	49.7	46.6	46.6
8	59.3	6.2	6.5	6.5	7.7	7.7	8.6	8.9	9.5	10.2	18.8	27.1	31.0	32.8	34.2	41.3	48.8	55.2	53.3	49.7	50.6	53.3	49.7	50.6
9	64.6	6.2	9.8	5.9	10.5	10.6	13.6	15.0	17.6	11.9	16.4	19.2	28.8	30.4	34.9	43.4	53.3	57.6	60.8	56.4	56.3	60.8	56.4	56.3
10	64.4	6.8	9.4	6.2	6.2	10.3	17.9	19.2	18.3	24.7	21.4	27.2	33.0	36.1	41.0	48.7	55.5	58.1	60.0	56.5	53.7	60.0	56.5	53.7



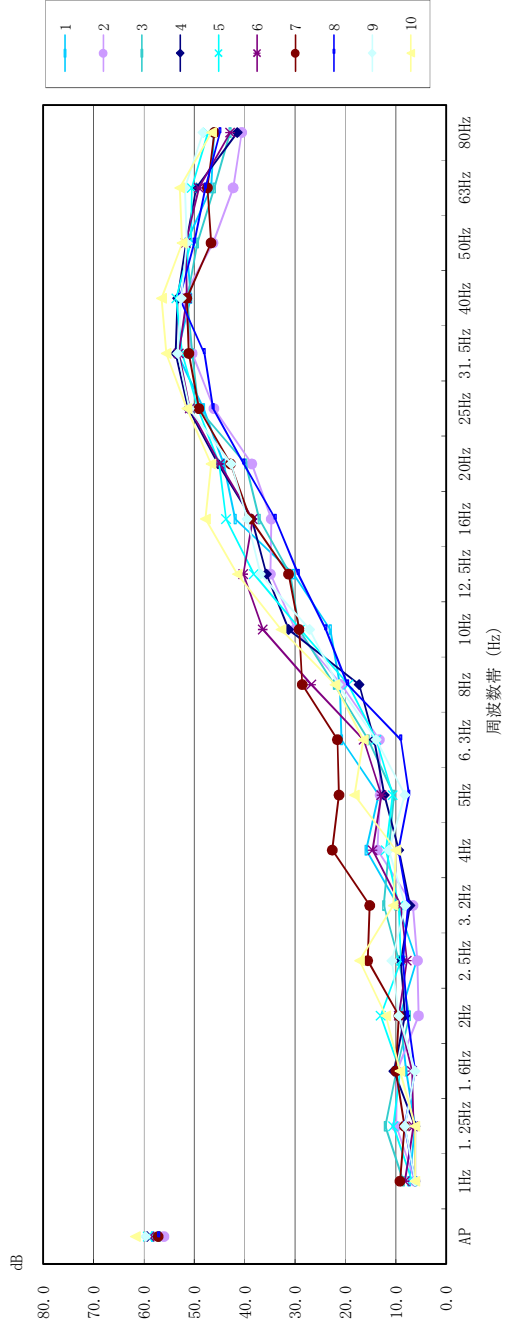
地盤卓越振動数測定結果

調査期間： 令和元年11月27日（水）
 調査地点： ㊟市道

地盤卓越振動数 36.6 Hz

単位：dB

No.	AP	周波数帯 (Hz)																			
		1Hz	1.6Hz	2Hz	2.5Hz	3.2Hz	4Hz	5Hz	6.3Hz	8Hz	10Hz	16Hz	20Hz	25Hz	40Hz	50Hz	63Hz	80Hz			
1	58.3	7.3	6.2	8.0	9.2	5.9	9.6	15.9	13.4	20.8	21.1	23.0	30.3	41.9	44.2	48.2	53.4	50.7	51.6	46.7	46.1
2	56.0	6.2	9.9	9.8	5.5	5.7	6.6	13.7	13.1	13.3	20.8	30.0	34.9	34.7	38.6	46.1	50.4	52.2	46.3	42.3	40.6
3	56.9	8.5	12.1	9.9	7.3	9.4	12.4	11.4	10.4	15.5	22.2	29.2	31.0	37.1	39.8	49.2	50.4	51.4	49.4	46.0	42.9
4	59.4	6.2	6.2	10.4	8.2	9.0	7.2	9.4	12.3	14.3	17.3	31.3	35.7	38.6	45.3	51.2	53.7	53.3	51.6	49.6	41.5
5	59.2	6.8	10.5	9.2	13.0	9.0	9.4	12.0	10.6	13.9	19.4	29.0	38.2	43.7	45.1	49.3	52.4	53.6	50.7	50.5	47.3
6	58.9	8.2	6.5	6.8	9.4	7.8	9.0	14.6	12.9	16.4	26.8	36.4	40.3	38.4	45.0	50.9	53.1	51.5	51.7	49.1	42.9
7	57.2	9.2	8.3	10.0	9.4	15.6	15.2	22.6	21.3	21.6	28.6	29.2	31.3	38.9	42.8	49.1	51.1	51.5	46.7	47.4	46.0
8	57.0	6.2	8.3	6.2	7.7	8.6	7.6	9.5	7.4	9.0	19.6	23.9	29.4	33.9	40.2	46.3	48.0	52.9	50.0	47.8	44.9
9	59.6	6.2	8.2	6.2	9.4	10.8	8.1	11.4	8.2	13.9	21.5	27.1	36.9	39.5	42.7	51.0	53.3	52.6	51.5	51.9	48.3
10	61.7	6.2	6.2	9.2	12.0	17.2	10.5	10.0	18.2	16.5	22.1	32.8	41.5	47.8	46.7	51.5	55.6	56.5	52.4	52.9	46.6



地盤卓越振動数測定結果

調査期間： 令和元年12月1日（日）
 調査地点： @市道

地盤卓越振動数 40.5 Hz

単位：dB

No.	AP	周波数帯 (Hz)																						
		1Hz	1.6Hz	2Hz	2.5Hz	3.2Hz	4Hz	5Hz	6.3Hz	8Hz	10Hz	16Hz	20Hz	25Hz	40Hz	50Hz	63Hz	80Hz						
1	56.9	11.0	6.2	6.8	8.5	7.5	14.8	24.0	29.9	27.3	31.1	26.4	30.1	25.2	40.9	46.1	39.8	39.5	49.0	50.2	49.8	48.9	46.4	45.0
2	51.7	6.8	9.0	6.8	7.5	9.4	16.9	22.9	17.5	18.2	22.1	25.0	22.6	32.7	39.8	39.5	44.5	44.9	43.1	40.4	43.2	44.3	44.1	43.2
3	53.2	6.8	6.2	8.5	9.2	15.1	20.2	15.8	16.1	17.4	18.4	21.3	36.8	40.1	41.6	45.2	42.9	47.4	44.1	43.2	47.9	44.4	44.9	43.8
4	53.7	9.2	9.2	6.2	7.5	10.7	18.5	26.1	20.6	26.0	19.6	24.3	24.8	32.1	40.6	43.4	47.2	47.9	44.4	44.9	44.4	44.9	44.4	43.8
5	46.4	11.0	6.8	5.9	5.5	6.5	7.2	11.4	17.5	20.1	18.3	17.7	25.6	28.9	34.1	28.1	34.1	37.8	40.8	39.0	40.2	40.8	39.0	40.2
6	53.3	10.7	6.5	6.8	5.5	6.8	13.5	10.6	14.9	22.0	21.1	19.0	35.0	31.6	38.6	43.2	43.4	46.9	47.7	45.0	43.0	47.7	45.0	43.0
7	53.3	6.8	5.9	6.8	6.8	6.3	10.0	11.7	17.8	17.0	17.7	25.8	28.6	32.4	38.3	42.4	45.0	42.9	49.5	44.7	42.2	44.7	42.2	42.2
8	50.4	6.8	9.2	5.9	8.2	7.0	10.0	11.2	11.0	19.5	17.2	18.2	33.0	30.9	34.1	37.8	42.6	42.7	43.0	40.7	42.7	43.0	40.7	42.7
9	52.6	9.2	8.2	9.9	7.3	15.1	20.0	16.7	20.4	23.4	22.8	23.5	35.5	40.6	42.4	46.0	46.2	42.6	42.4	40.9	42.6	42.4	40.9	42.6
10	44.1	8.5	6.2	5.9	6.5	10.3	9.2	12.3	16.5	18.1	17.3	20.4	23.5	28.9	27.1	28.2	33.9	40.9	34.4	34.3	34.4	34.4	34.3	34.7

