参考資料２

主な指標に対する埼玉県立病院の状況

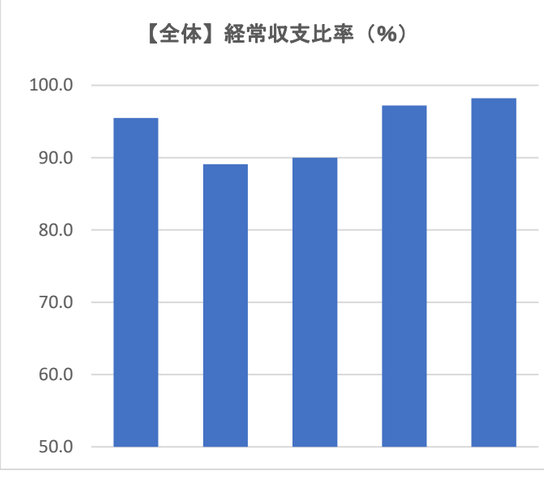

H27	H28	H29	H30	R1
95.5	89.1	90.0	97.2	98.2

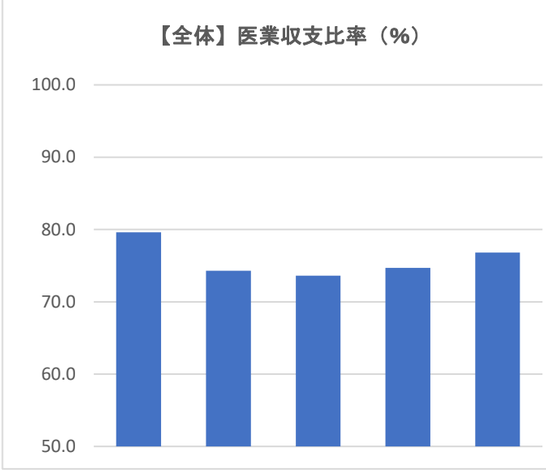

H27	H28	H29	H30	R1
79.6	74.3	73.6	74.7	76.8

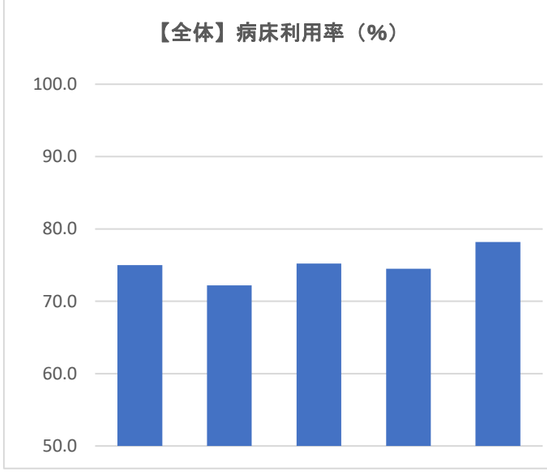

H27	H28	H29	H30	R1
75.0	72.2	75.2	74.5	78.2

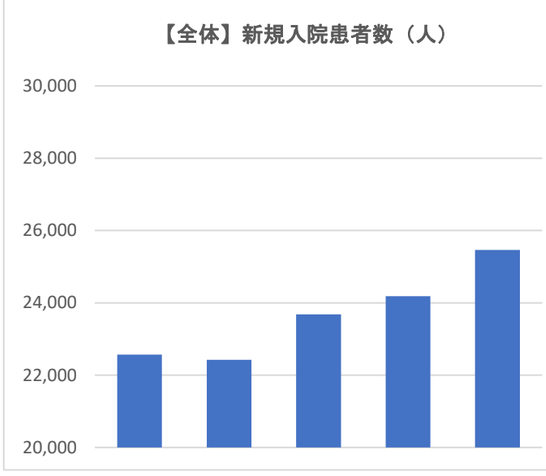

H27	H28	H29	H30	R1
22,565	22,424	23,679	24,187	25,459

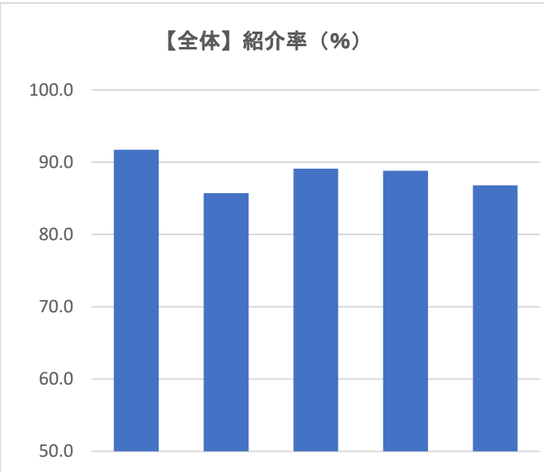

H27	H28	H29	H30	R1
91.7	85.7	89.1	88.8	86.8

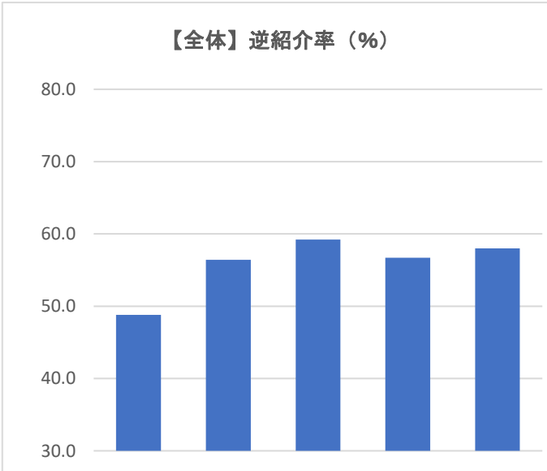

H27	H28	H29	H30	R1
48.8	56.4	59.2	56.7	58.0

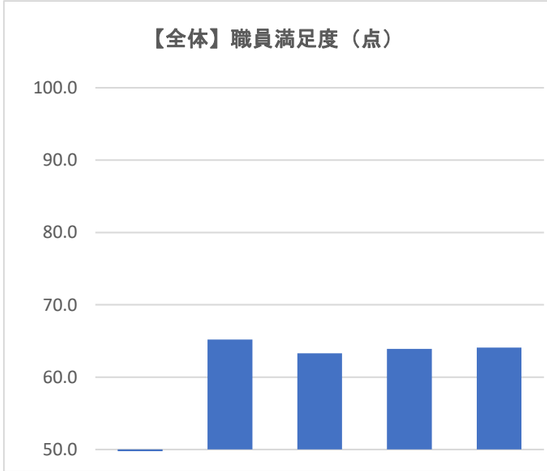

H27	H28	H29	H30	R1
－	65.2	63.3	63.9	64.1

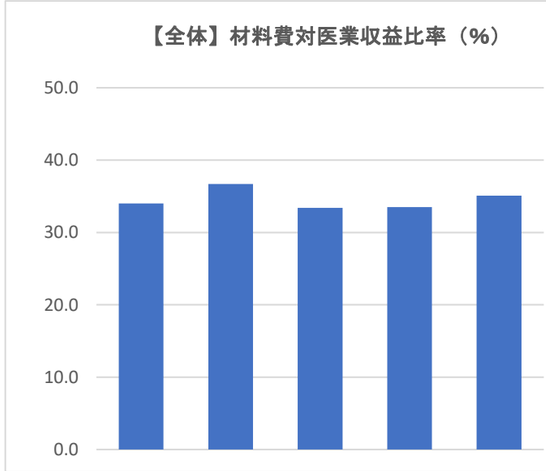

H27	H28	H29	H30	R1
34.0	36.7	33.4	33.5	35.1